Information Sheet – 12/01/2020 - Board of Trustees Meeting

TO: Board of Trustees Item: 3.1

FR: Celli Coeville

DATE: November 25, 2020

RE: JSD Opening to In-Person Instruction Update

Dr. Bridges will provide an update on the recent parent survey and San Joaquin County data as it pertains to JSD returning to in-person instruction on January 4, 2021.



Opening to In-Person Instruction Update

December 1, 2020

Statewide Transmission by Category

- 61.2% General Community Spread
- 15% Healthcare
- 15% Gatherings
- 7% Restaurants
- 1% Schools
- .8% Private Homes

What's Next from the State? (Changes Everyday)

- Masks are required for anyone above age 2 when they leave the house
- Curfew 10:00 pm to 6:00 am
- A complete State lockdown is not off the table
- The **Purple Tier** may get more restrictive
- No current plan to shutdown all schools

CDPH School Information

- **Most transmission in schools adult to adult**
- **Impossible to have no infections**
  - *The goal is to minimize spread when someone tests positive*
- **Staff, Students, and Parents must remain vigilant**
  - *Regular Reminders*
  - *Provide on-going training on precautions*

California Department of PublicHealth

San Joaquin County Weekly COVID Case Rate

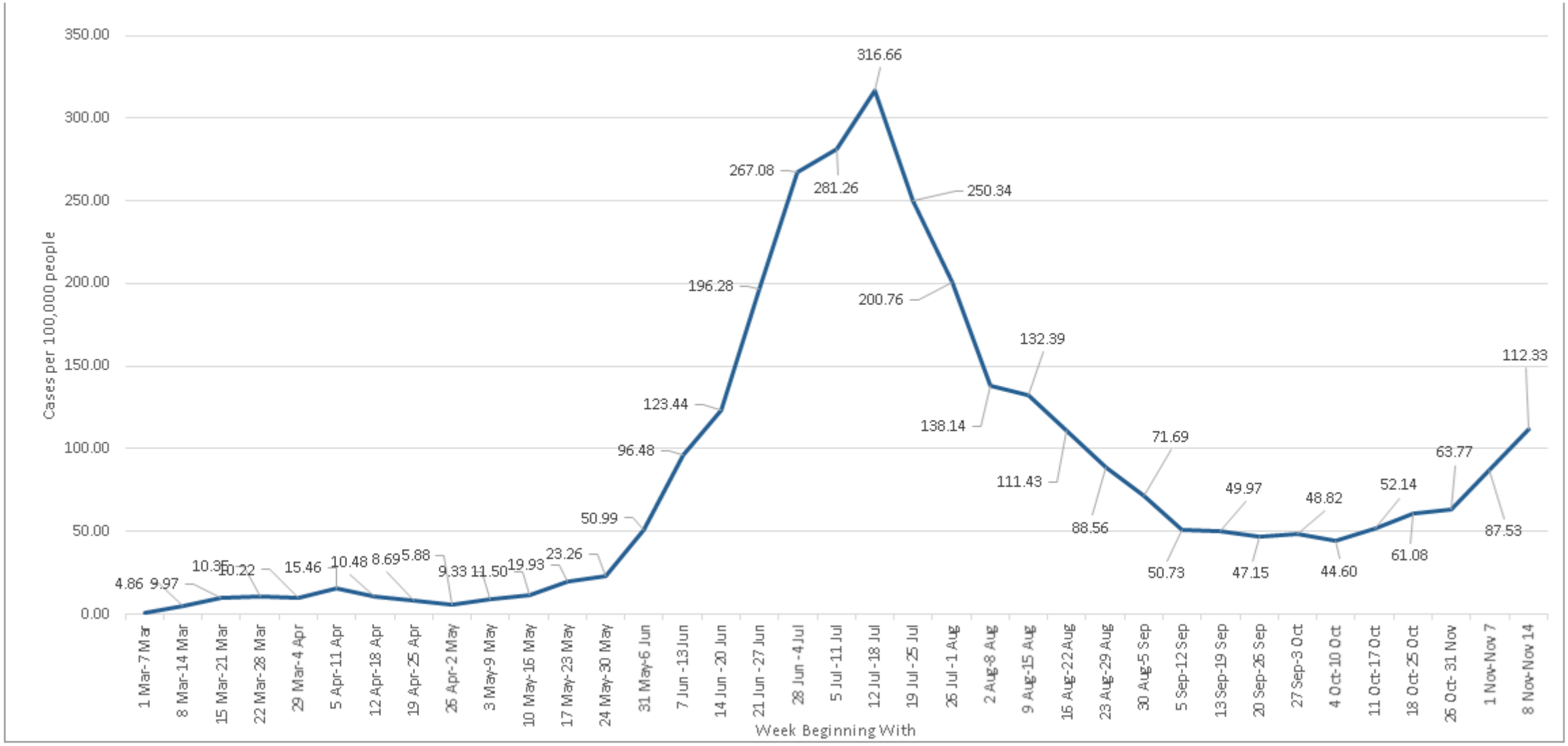

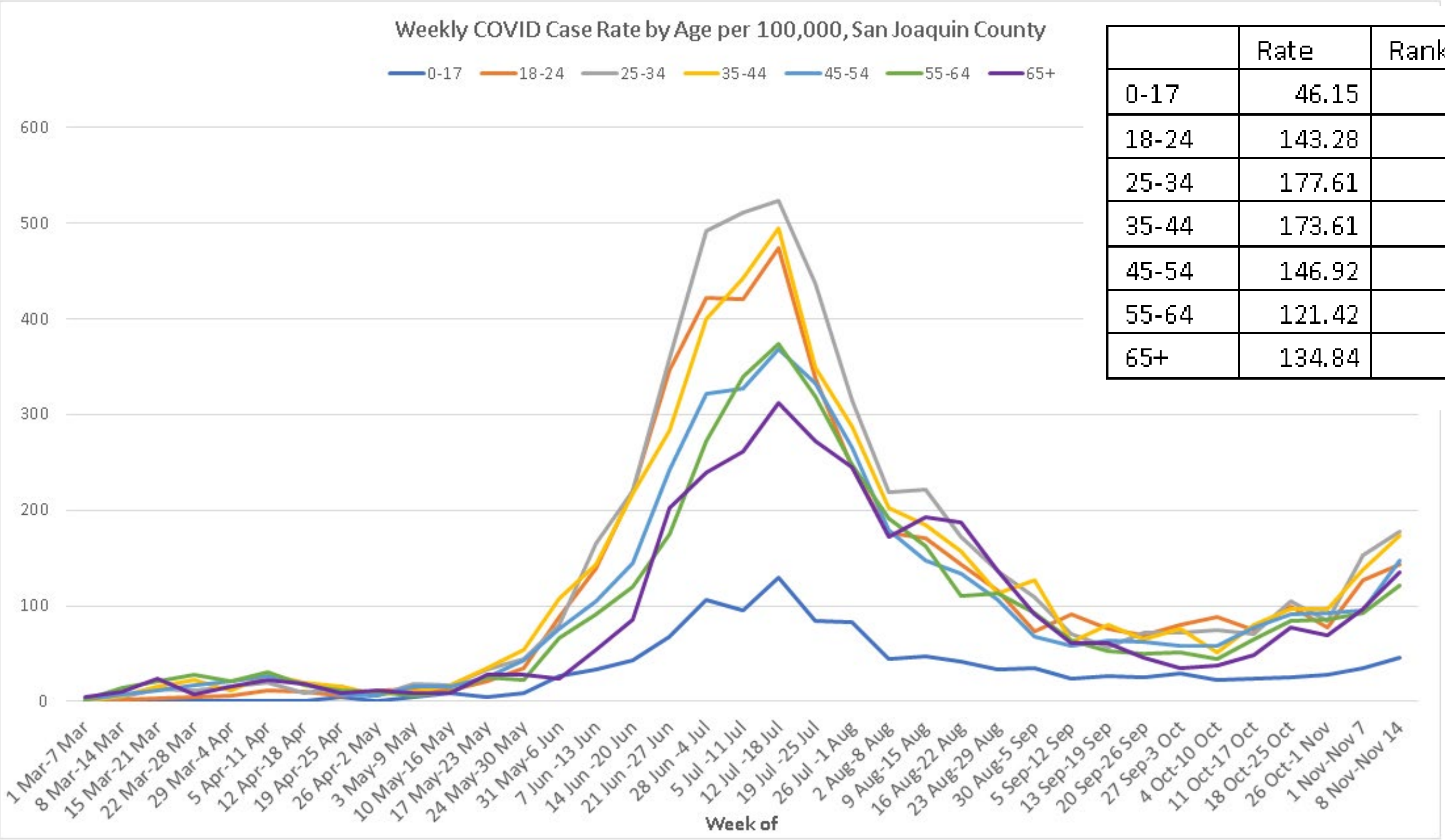

	Rate	Rank
0-17	46.15	7
18-24	143.28	4
25-34	177.61	1
35-44	173.61	2
45-54	146.92	3
55-64	121.42	6
65+	134.84	5

San Joaquin County

Tier Designation

DATE	TIER STATUS	CASE RATE	ADJUSTED CASE RATE	TEST POSITIVITY	TEST POSITIVITY OF HEALTH EQUITY QUARTILE	TESTS PER 100,000	STATE TESTING MEDIAN
8/31/20	Purple	16.6	-	11.3%	-		-
9/08/20	Purple	11.4	12.5	9.1%	-	162.1	217 (average)
9/15/20	Purple	8.8	9.5	7.1%	-	174.3	216.36
9/22/20	Purple	6.2	6.7	5.5%	-	174.7	216.35
9/29/20	Red	6.3	6.8	4.7%	7.9%	180.6	216.35
10/06/20	Red	6.2	6.4	4.2%	5.7%	196.8	216.35
10/13/20	Red	6.1	6.6	4.1%	7.4%	189.0	239.21
10/20/20	Red	4.9	4.9	3.3%	4.6%	204.7	239.21
10/27/20	Red	6.0	6.3	3.7%	5.0%	204.8	239.21
11/04/20	Red	7.0	7.0	4.0%	6.2%	237.9	239.21
11/10/20	Red	7.7	8.3	4.3%	5.5%	219.3	272.41
11/16/20	Purple	15.2	16.4	7.4%			272.41
11/24/20	Purple	14.1	14.5	6.0%			254.4

COVID Cases By City and Zip Code

City	Rate per 10K
Stockton	356.30
Lodi	332.99
SJ County	320.62
Manteca	251.41
Tracy	232.15
95377	189.08
Ripon	181.42
Escalon	180.53
95304	157.34

November 23, 2020

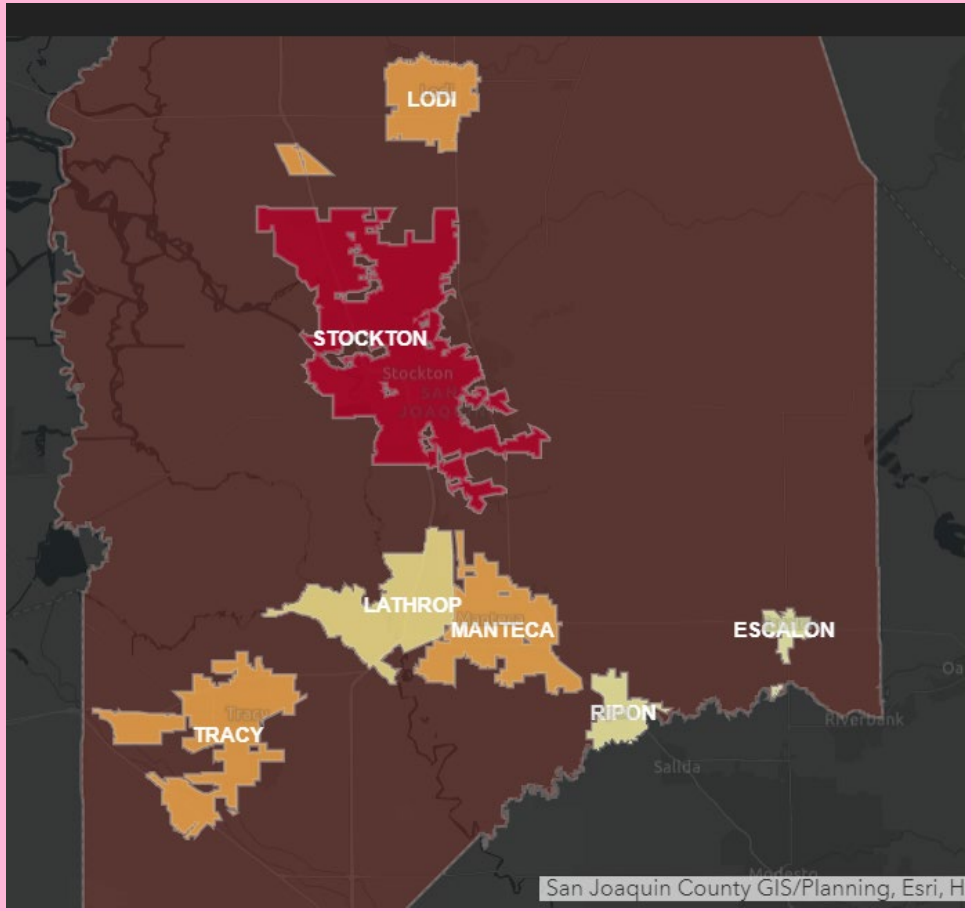

Parent Survey

In January if San Joaquin County is out of the Purple Tier, which instructional model would you prefer for your student(s)?

- ❑ Full-time in person instruction (All TK-8 students attend daily on a regular bell schedule)
- ❑ Hybrid In-Person Learning: Where students attend school 2 days a week if the district average is greater than 70% and 4 days a week if the district average is 70% or less. On Wednesdays, all students will access synchronous live instruction from home via Distance Learning.
- ❑ Current Distance Learning: Where students will access synchronous live instruction from home 5 days a week. Students are responsible for logging into class daily for the entire duration of the class/periods.
- ❑ Jefferson Virtual Academy: Students participate in an Independent Study Program using Florida Virtual School online curriculum for grades K-5 and Edgenuity online curriculum for grades 6-8.

Survey Responses

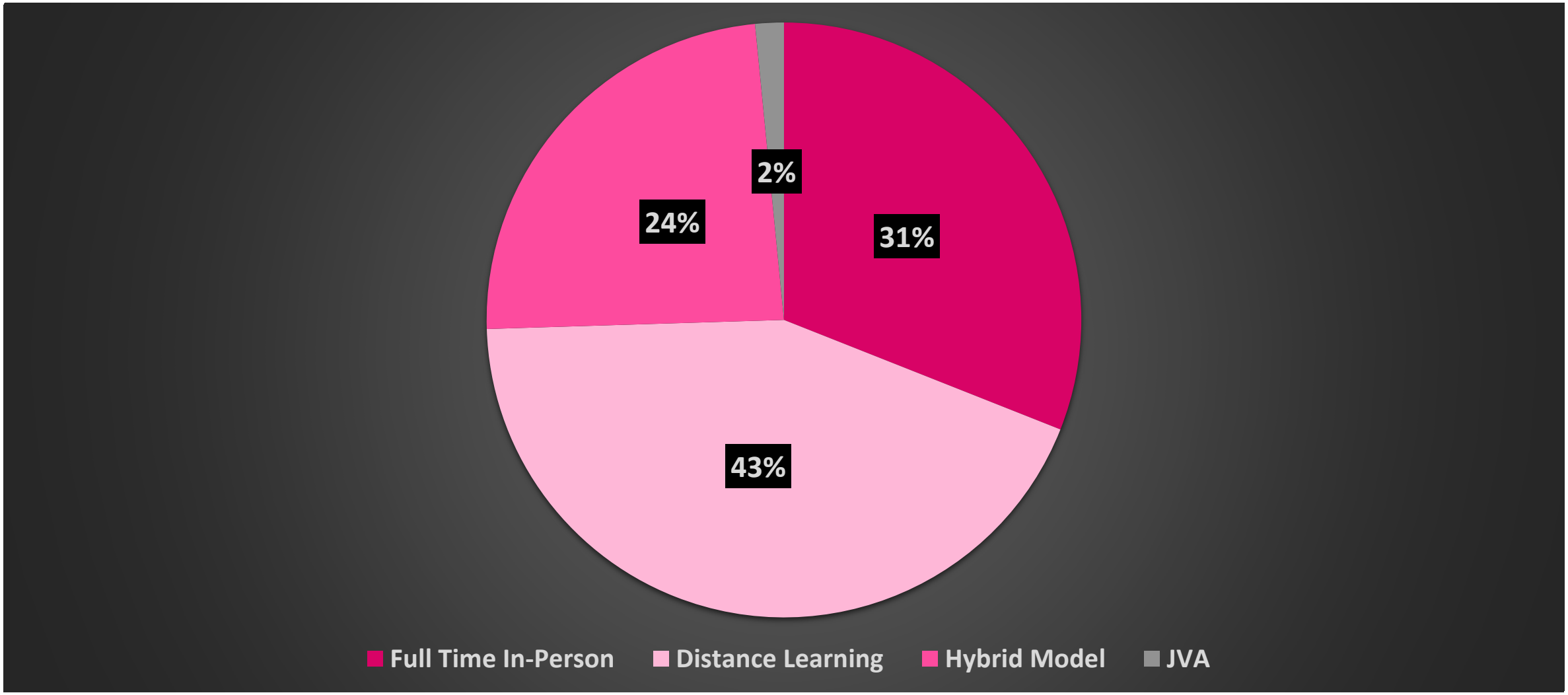

Students by Selected Program and Grade Level

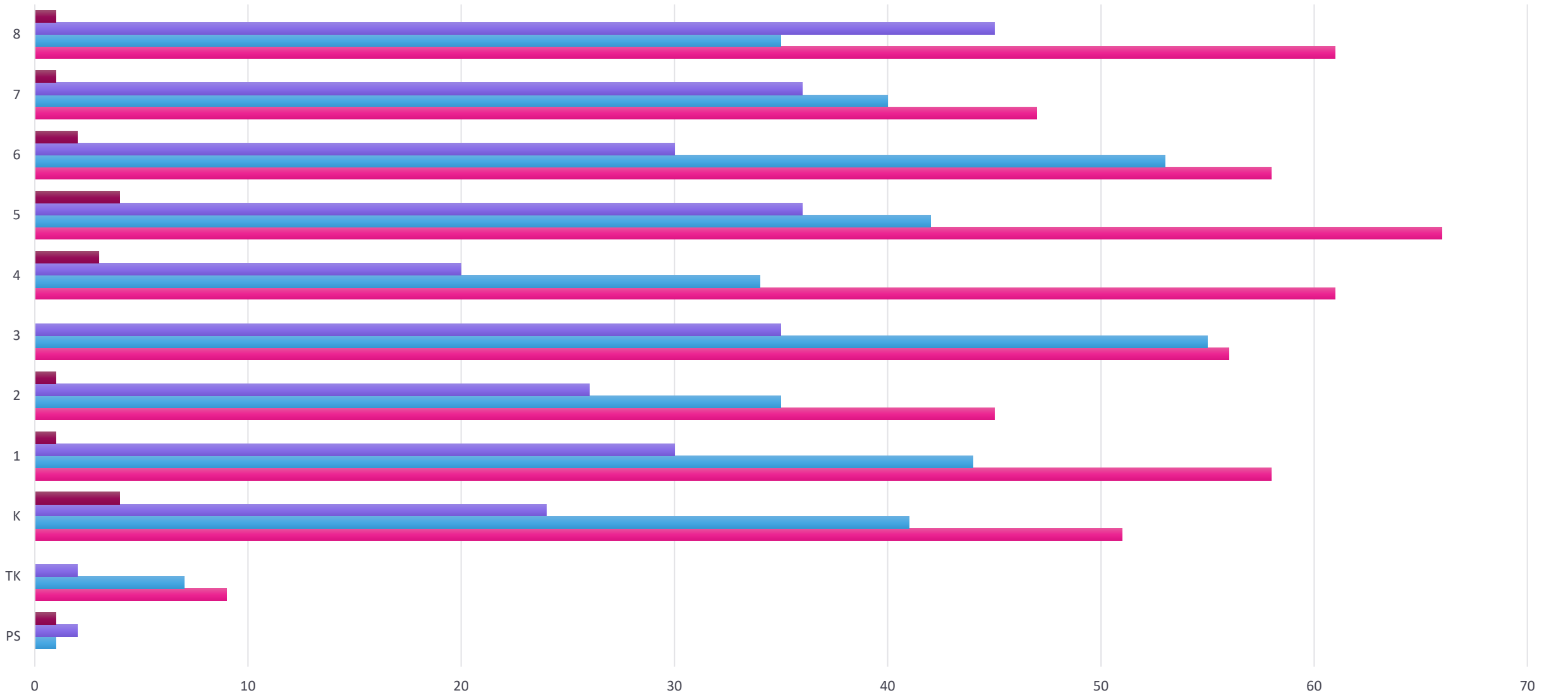

Provide Families a Choice between In-Person Instruction and Distance Learning

In-Person Instruction (55%)

- 5 Days per Week
- TK-3: 8:15 to 11:45 am
  - Zoom Independent Practice: 1:00 – 1:30 pm
- 4-8th: 8:25 to 12:28 pm
  - Zoom Independent Practice: 1:45 – 2:15 pm
- Parents commit to the model until March 1, 2021

Distance Learning/ Independent Study (43%)

- 5 Days per Week via Zoom
- TK-3: 8:15 to 11:45 am
  - Independent Practice: 1:00 – 1:30 pm
- 4-8th: 8:25 to 12:28 pm
  - Independent Practice: 1:45 – 2:15 pm
- Parents commit to the model until March 1, 2021

*** Continue Jefferson Virtual Academy (2%)**

Three Choice Distribution by Grade Level

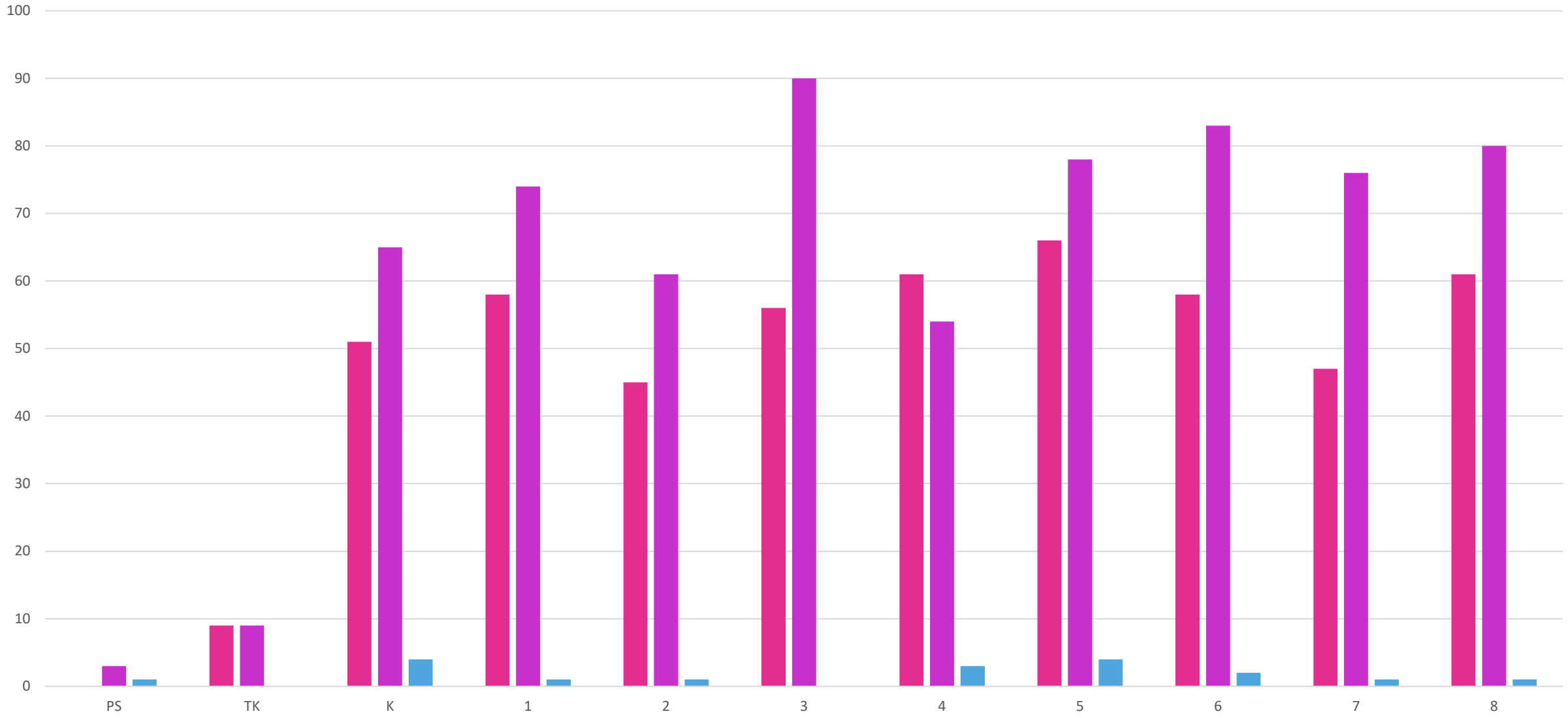

Distance Full Time+Hybrid JVA



Thank You